

Tucson Unified School District

Instructions: It is time to begin. The scores of this test will help teachers plan lessons. Carefully, read each item in the test booklet. Pick the best answer: A, B, C, or D. Use a pencil. Mark your answer on the ANSWER SHEET. Fill in the bracket of your answer choice. Make sure the bracket is completely colored. Erase any extra pencil lines or changed answers. You may write on the test booklet unless your teacher gave you scratch paper. Review and check your answers after you have finished the test.







©Assessment Technology, Incorporated 2010 All rights reserved. No part of this document may be reproduced or transmitted in any form or by any means, electronic or mechanical, including photocopy, recording, or any information storage and retrieval system, without permission from the publisher. Printed in the U.S.A

2010-11 TUSD Comp. Math 05 Gr. Pretest

- 1) A graph was constructed to compare savings and spending over four months. Which graph was constructed to correctly display the data?

	Jan.	Feb.	March	April
Savings	50	75	50	25
Spending	25	25	25	50



2010-11 TUSD Comp. Math 05 Gr. Pretest

- 2) Problem A: Sally scored 69% on quiz #1. She correctly answered three-quarters of the items on quiz #2. On which quiz did she do better?

How is Problem A like or not like Problem B?

Pat put the following values in order from greatest to least following the steps below.

$$30\%, 0.25, \frac{2}{5}$$

1) Convert all values to decimals.

$$0.3, 0.25, 0.40$$

2) Place values in order from greatest to least.

$$0.40, 0.3, 0.25$$

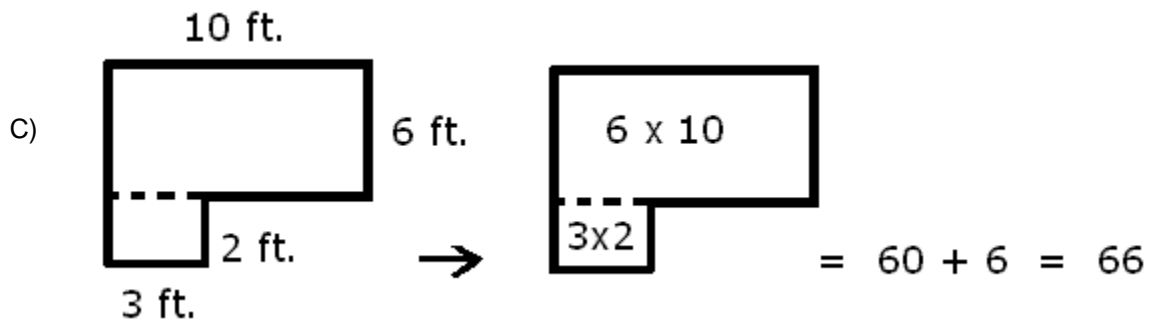
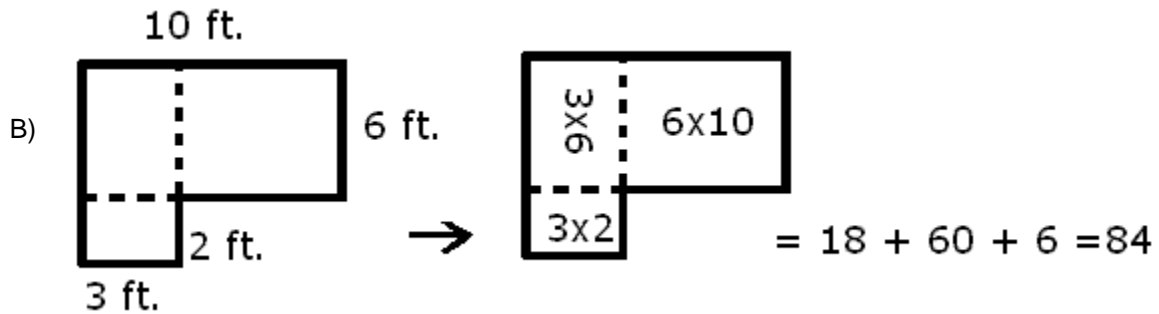
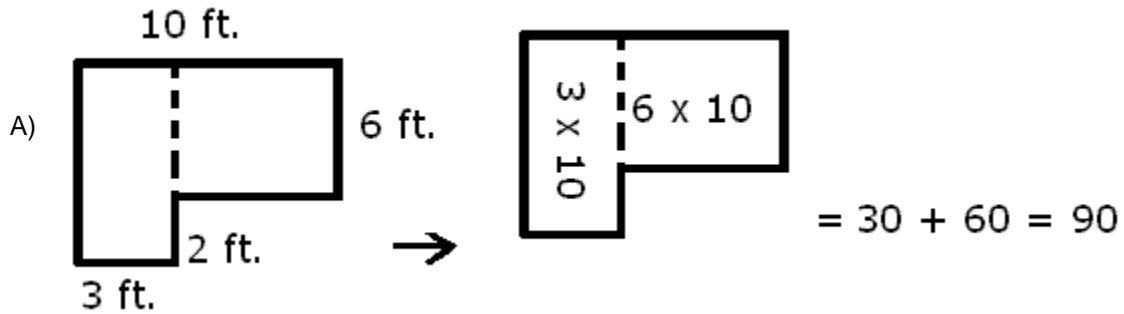
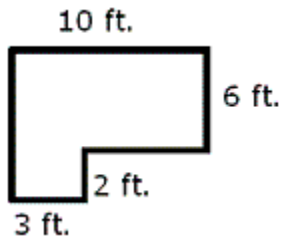
3) Convert decimals back to original values.

$$\frac{2}{5}, 30\%, 0.25$$

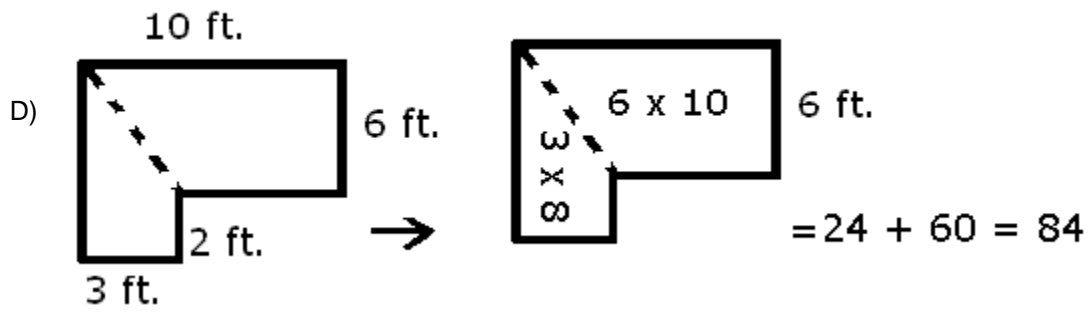
- A) Problem A is like Problem B. For both problems, the values are changed to decimals then ordered or compared.
- B) Problem A is like Problem B. The values in Problem A cannot be changed to decimals before they are ordered.
- C) Problem A is not like Problem B. The values in Problem A cannot be changed to decimals before they are ordered.
- D) Problem A is not like Problem B. Problem A has only two values and Problem B has three values.
-

2010-11 TUSD Comp. Math 05 Gr. Pretest

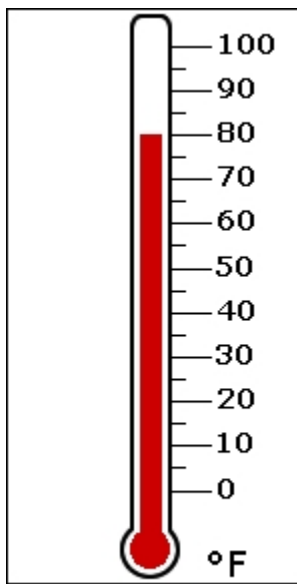
- 3) Which shows a correct algorithm to find the area, in square feet, of the polygon?



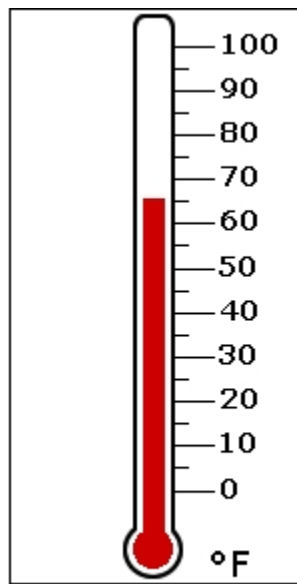
2010-11 TUSD Comp. Math 05 Gr. Pretest



4) What is the change in temperature from Reading A to Reading B?



Reading A



Reading B

- A) $+20^{\circ}$ F
 - B) $+15^{\circ}$ F
 - C) -15° F
 - D) -20° F
-

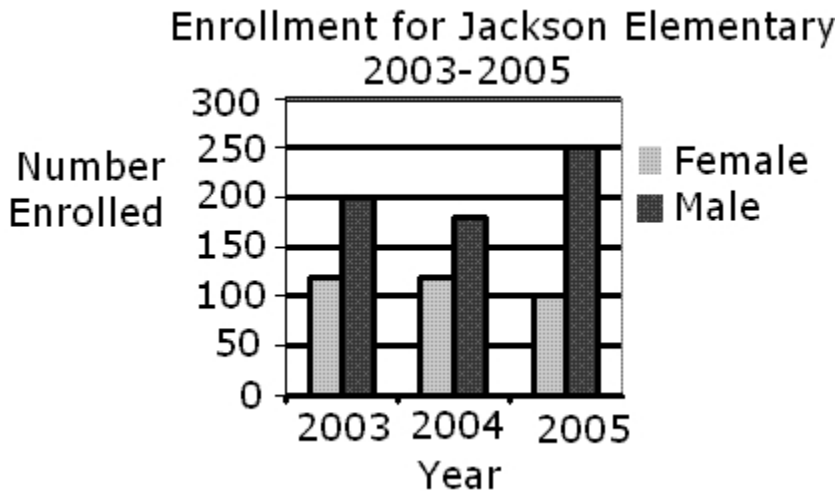
2010-11 TUSD Comp. Math 05 Gr. Pretest

- 5) There are 30 students in Mrs. Jones' class. What percent best represents the number of students who were absent?

$\frac{1}{3}$ of the students were absent because of the snowstorm.

- A) 66%
 - B) 50%
 - C) 33%
 - D) 13%
-

- 6) The double bar graph compares the male and female enrollment at Jackson Elementary School for 3 consecutive years. How many more males than females were enrolled in 2005?



- A) 200
 - B) 150
 - C) 100
 - D) 50
-

2010-11 TUSD Comp. Math 05 Gr. Pretest

7) Which equation is correct?

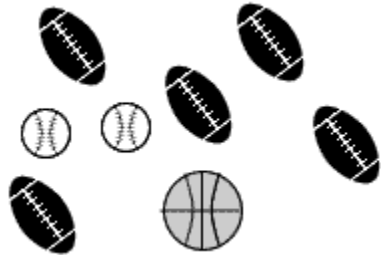
A) $[9 + (6 \div 2)] \times 2 = 54$




B) $[9 + (6 \div 2)] \times 2 = 42$

C) $[9 + (6 \div 2)] \times 2 = 26$

D) $[9 + (6 \div 2)] \times 2 = 24$

8) The coach reached into the bag of balls and pulled out one ball. What is the probability that she picked a football?



Key	
	baseball
	football
	basketball

A) $\frac{3}{8}$

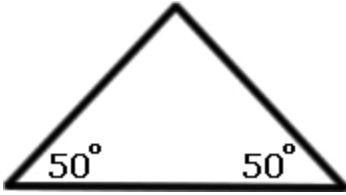
B) $\frac{5}{8}$

C) $\frac{3}{5}$

D) $\frac{5}{3}$


2010-11 TUSD Comp. Math 05 Gr. Pretest



9) What is the measure of the third angle?



- A) 60°
 - B) 80°
 - C) 90°
 - D) 100°
-

10) Andrea reached into the bag of fruit and pulled out one piece. What is the probability that she picked a pear?



Key	
	banana
	pear
	apple

- A) $\frac{3}{10}$
 - B) $\frac{3}{7}$
 - C) $\frac{4}{7}$
 - D) $\frac{7}{10}$
-

2010-11 TUSD Comp. Math 05 Gr. Pretest

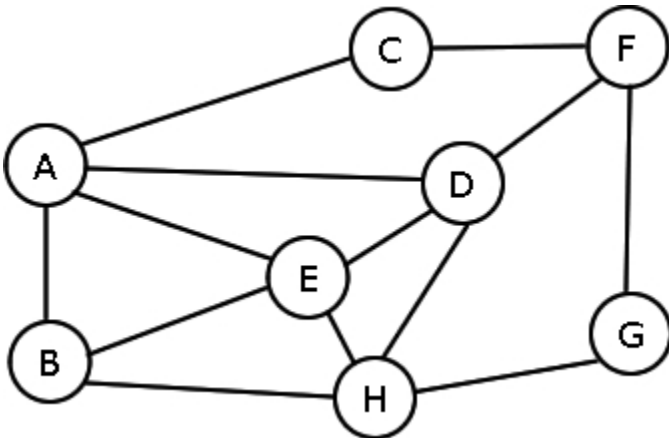
11) Which of the following is true about the two figures?



Figure 1 Figure 2

- A) Both have 4 faces.
- B) Figure 2 has 4 vertices, and Figure 1 has 3 vertices.
- C) Both figures have 3 edges.
- D) Figure 1 is 3-dimensional, and Figure 2 is 2-dimensional.


12) The map shows the course for a bike race around town. The race will start at point B and end at point F. Each street will be used once. Which is a possible path for the race?




- A) B, E, A, B, H, D, A, C, F, G, H, G, F
- B) B, E, D, F, G, H, B, A, C, F, G, H, E, D, F
- C) B, H, E, A, D, H, G, F, C, A, E, D, F
- D) B, A, E, H, B, E, D, A, C, F, G, H, D, F

2010-11 TUSD Comp. Math 05 Gr. Pretest


13) Based on the information below, which is true?




0.2



0.20



0.7



0.70

- A) Adding a zero before the decimal makes its value less.
 - B) Adding a zero after the decimal makes its value greater.
 - C) Adding a zero after the decimal does not change its value.
 - D) Adding a zero before the decimal makes its value greater.
-

14) The table below shows the weights of the cats registered for the cat show.

Which statement is correct?

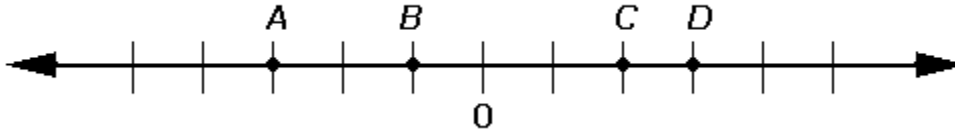
Weights of Cats

Weights	Number of Cats
5	1
6	3
7	5
8	9
9	8
10	2
11	2

- A) Most of the cats weighed 6 or 7 pounds.
 - B) Most of the cats weighed 8 pounds.
 - C) Most of the cats weighed 9 pounds.
 - D) Most of the cats weighed 10 or 11 pounds.
-

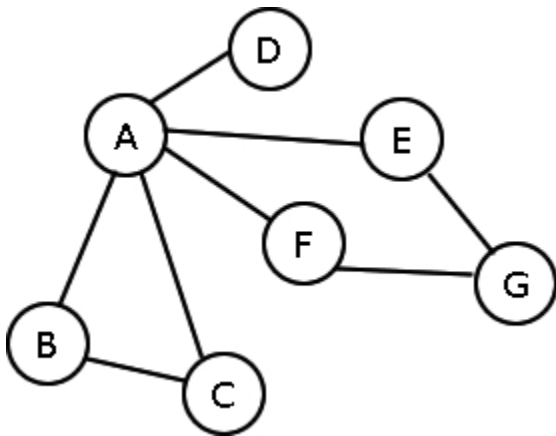
2010-11 TUSD Comp. Math 05 Gr. Pretest

- 15) Each space on the number line is 1 unit long. Which point represents the number -3?



- A) *A*
 - B) *B*
 - C) *C*
 - D) *D*
-

- 16) What is the degree of vertex A?



- A) 1
 - B) 2
 - C) 5
 - D) 7
-

2010-11 TUSD Comp. Math 05 Gr. Pretest

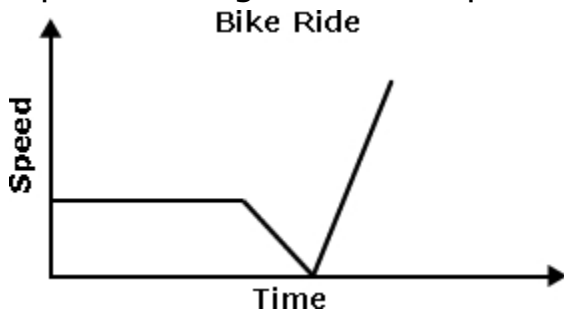
17) How did the amount of rainfall change over time?

Rainfall

Time	Rainfall (in inches)
10:00 a.m.	0
10:15 a.m.	0.5
10:30 a.m.	1.0
10:45 a.m.	1.5
11:00 a.m.	2.0

- A) It increased by 0.5 inches every 15 minutes.
 - B) It decreased by 0.5 inches every 15 minutes.
 - C) It increased by 0.5 inches every 30 minutes.
 - D) It decreased by 0.5 inches every 30 minutes.
-

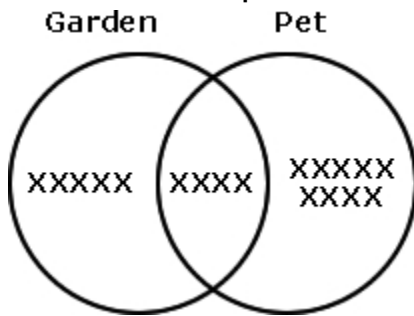
18) According to the graph shown below, which best describes the bike's speed during the bike trip?



- A) The bike's speed decreased to a stop and then increased.
 - B) The bike's speed increased and then decreased to a stop.
 - C) The bike's speed was constant, then decreased to a stop, and then increased.
 - D) The bike's speed was constant, then increased, and then decreased to a stop.
-

2010-11 TUSD Comp. Math 05 Gr. Pretest

- 19) The Venn diagram shows the number of students who have a garden and who have a pet. Which statement is correct?



- A) If you have a pet and not a garden, you are one of four people.
B) If you have a garden and not a pet, you are one of five people.
C) If you have a garden and a pet, you are one of nine people.
D) If you don't have a garden or a pet, you are one of eighteen people.
-

- 20) Which of the following shows the next step using the least common denominator to simplify $\frac{5}{6} - \frac{3}{4}$?

- A) $\left(\frac{5}{6} \times \frac{2}{2}\right) - \left(\frac{3}{4} \times \frac{3}{3}\right)$
B) $\left(\frac{5}{6} \times \frac{3}{3}\right) - \left(\frac{3}{4} \times \frac{2}{2}\right)$
C) $\left(\frac{5}{6} \times \frac{3}{3}\right) - \left(\frac{3}{4} \times \frac{5}{5}\right)$
D) $\left(\frac{5}{6} \times \frac{5}{5}\right) - \left(\frac{3}{4} \times \frac{3}{3}\right)$
-

21) Which pattern is made by adding $\frac{5}{6}$ to the number before it?

A) $2\frac{1}{6}, 3, 3\frac{2}{3}, 4\frac{1}{6}$

B) $1\frac{2}{3}, 1\frac{7}{9}, 1\frac{12}{15}, 1\frac{17}{21}$

C) $1\frac{1}{3}, 2\frac{1}{6}, 3, 3\frac{5}{6}$

D) $2\frac{1}{3}, 3, 3\frac{2}{3}, 4\frac{1}{3}$

22) What is the pattern in the numbers?

$\frac{6}{9}, \frac{8}{9}, 1\frac{1}{9}, 1\frac{3}{9}$

A) Subtracting $\frac{2}{3}$ from each number

B) Adding $\frac{1}{3}$ to each number

C) Subtracting $\frac{1}{9}$ from each number

D) Adding $\frac{2}{9}$ to each number

2010-11 TUSD Comp. Math 05 Gr. Pretest

23) What is the answer to the problem below, in lowest terms?

$$3\frac{3}{8} + 2\frac{5}{8}$$

A) $5\frac{7}{8}$

B) 5

C) 6

D) $6\frac{1}{8}$

24) Which list is in order from least to greatest?

A) 0.01, $\frac{3}{8}$, $\frac{2}{5}$, 65%, 97%

B) 0.01, $\frac{3}{8}$, 65%, $\frac{2}{5}$, 97%

C) 0.01, 65%, 97, $\frac{3}{8}$, $\frac{2}{5}$

D) 0.01, $\frac{2}{5}$, $\frac{3}{8}$, 65%, 97%

2010-11 TUSD Comp. Math 05 Gr. Pretest

25) Penny is thinking of a polygon.


The shape has no right angles.
The shape has four congruent sides.

Which best describes the shape?

- A) parallelogram
 - B) square
 - C) rhombus
 - D) trapezoid
-

26) Which equation below represents the perimeter (P) of the rectangle in inches?

10 inches



4 inches

- A) $2 = (10 \times P) + (4 \times P)$
 - B) $P = (2 \times 10) + (2 \times 4)$
 - C) $10 = P \times 4$
 - D) $P = 10 \times 4$
-

2010-11 TUSD Comp. Math 05 Gr. Pretest

27) What is the best estimate for the expression below?

$$9\frac{7}{8} + \frac{1}{4} =$$

- A) 8
 - B) 9
 - C) 10
 - D) 11
-

28) What is the area of a triangle with a base of 22 inches and a height of 16 inches?

- A) 352 square inches
 - B) 176 square inches
 - C) 132 square inches
 - D) 88 square inches
-

29) Josh bought a new shirt for \$7.99, pants for \$14.75, and a jacket for \$25.15.

About how much money did he spend for his new clothes?

- A) \$38.00
 - B) \$40.00
 - C) \$45.00
 - D) \$48.00
-

2010-11 TUSD Comp. Math 05 Gr. Pretest

30) Dan has 4 shirts and 4 ties.

If he picks 1 shirt and 1 tie, how many different combinations of shirts and ties can be made?

- A) 8
 - B) 16
 - C) 18
 - D) 32
-

31) Rick threw a coin in the air 20 times.

How many times should he expect it to land on heads?

- A) 2 times
 - B) 5 times
 - C) 10 times
 - D) 20 times
-

32) What is the value of m ?

$$4m + 1 = 13$$

- A) 3
 - B) 3.5
 - C) 4
 - D) 12
-

2010-11 TUSD Comp. Math 05 Gr. Pretest

33) Which value for z makes this equation true?

$$19 \times 24 = (19 \times 20) + (19 \times z)$$

- A) 19
 - B) 4
 - C) 9
 - D) 24
-

34) What is the quotient?

$$27,027 \div 9 = \underline{\hspace{2cm}}$$

- A) 33
 - B) 303
 - C) 3,030
 - D) 3,003
-

35) Which is the best estimate for the expression below?

$$5.3 + 15.2 + 29.9$$

- A) 60
 - B) 55
 - C) 50
 - D) 40
-

36) What is the quotient?

$$800 \div 20 = \underline{\hspace{2cm}}$$

- A) 4
 - B) 40
 - C) 60
 - D) 400
-

37) What is the product of the expression below?

$$61 \times 24$$

- A) 244
 - B) 366
 - C) 1,444
 - D) 1,464
-

38) What is the mean of the numbers?

18, 27, 34, 9, 29, 28, 9

- A) 28
 - B) 27
 - C) 22
 - D) 9
-

2010-11 TUSD Comp. Math 05 Gr. Pretest

39) What is the value of t ?

$$27 = 6t - 15$$

- A) 7
 - B) 2
 - C) -2
 - D) -7
-

40) What is the pattern in the numbers?

10.3, 9.9, 9.5, 9.1

- A) Adding 0.44 to each number
 - B) Subtracting 0.4 from each number
 - C) Subtracting 0.45 from each number
 - D) Adding 0.04 to each number
-

41) Ken put a roast in the oven at 10:20 a.m. If it takes 1 hour and 50 minutes to cook, what time will the roast be done?

- A) 12:10 p.m.
 - B) 12:00 p.m.
 - C) 11:50 a.m.
 - D) 11:10 a.m.
-

2010-11 TUSD Comp. Math 05 Gr. Pretest

42) Nigel spent \$3.60 on a package of 3 oranges. How much did each orange cost?

- A) 60¢
 - B) \$1.20
 - C) \$1.80
 - D) \$10.80
-

43) Which decimal is equal to one-fifth?

- A) 0.10
 - B) 0.20
 - C) 0.25
 - D) 0.50
-

44) Which number is neither composite nor prime?

- A) 20
 - B) 11
 - C) 3
 - D) 1
-

2010-11 TUSD Comp. Math 05 Gr. Pretest

45) $2.3 - 0.23 =$

- A) 0
- B) 2.07
- C) 2.13
- D) 2.53

Copyright © 2010 Assessment Technology, Incorporated. All rights reserved.

2010-11 TUSD Comp. Math 05 Gr. Pretest

Instructions for Student-Read Offline Assessments

Teacher Instructions:

This test packet includes:

- 1) test booklets
- 2) student answer sheets containing student and test identification information

As soon as you receive your test materials, confirm that you have enough testing materials for each student in your class.

You may provide students with scratch paper or students may write in the test booklet.

Allow a few minutes at the beginning of the testing period to review the assessment instructions with students. Students should work through the test items in the test booklet, marking their responses on the answer sheet provided to them. You may answer student questions about the test instructions. Do not answer questions related to the content of the test itself. This includes translating, rephrasing, or adding information to the test question, answers, or related content.

Once the assessment period is over, collect the students' test booklets and answer sheets. Provide to assigned district staff the answer sheets for scanning and the test booklets for proper disposal.